


Evolution 2010




O TREVO

PORTAS E PAINÉIS EM ALUMÍNIO TERMOLACADO



EV 2010



EV 2011



EV 2012






EV 2020



EV 2021




EV 2022





EV 2030



EV 2031




EV 2032






EV 2040



EV 2041



EV 2042






EV 2050



EV 2051



EV 2052

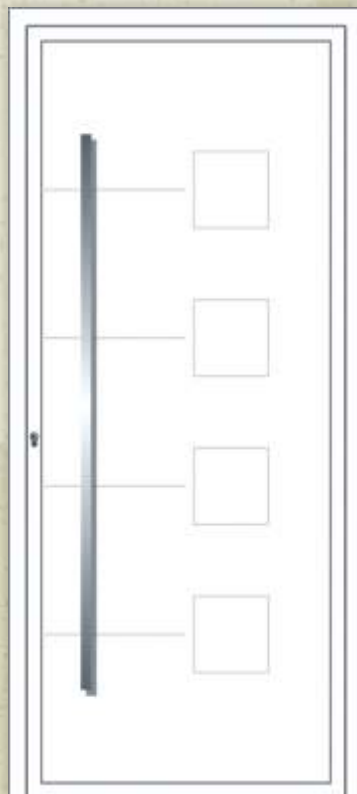




EV 2060



EV 2061




EV 2062





EV 2070



EV 2071



EV 2072






EV 2080



EV 2081




EV 2082





EV 2090



EV 2091



EV 2092



EV 2093





EV 2100



EV 2101



EV 2102




EV 2103



EV 2104



EV 2105



Amostras Lacado Madeira



Faia



Rovere Opaco



Rovere Escuro



Mogano Opaco



Noce Opaco




Noce Escuro

Amostras de Vidro



Vidro Pixe



Vidro Fosco

Características Técnicas:

- Médida Standart 800x2000x25
- Enchimento Madeira Hidrófugo
- Vidro Fosco 5mm/ cx. 12mm / 5mm



O TREVO

PORTAS E PAINÉIS EM ALUMÍNIO TERMOLACADO

Zona Industrial da Golegã, Lt. 3 • 2150-268 GOLEGÃ • Tel.: 249 976 960 • Fax: 249 976 364

www.otrevo.com • E-mail: otrevo.portas@net.novis.pt